

LC1-D AC Contactor



General

LC1-D series AC contactor is suitable for using in the circuit rated voltage up to 660V AC 50Hz or 60Hz, rated current up to 95A, for making & breaking, frequently starting & controlling the AC motor. Combine with the auxiliary contact block, timer delay & machine-interlocking device etc, it becomes the delay contactor, mechanical interlocking contactor, star-delta starter. With the thermal relay, it is combined into the electromagnetic starter. The contactor is produced according to IEC 60947-4.





Coil voltage of contactor and code of it

Coil voltage Us(V)	24	36	42	48	110	220	230	240	380	400	415	440	600
50Hz	B5	C5	D5	E5	F5	M5	P5	U5	Q5	V5	N5	R5	X5
60Hz	B6	C6	D6	E6	F6	M6	P6	U6	Q6	V6	N6	R6	X6
50/60Hz	B7	C7	D7	E7	F7	M7	P7	U7	Q7	V7	N7	R7	X7

Specifications

Type		D09	D12	D18	D25	D32	D40	D50	D65	D80	D95	
Rated insulation voltage (Ui)	V	690										
Rated thermal current (Ith)	A	25	25	32	40	50	60	80	80	125	125	
Rated operation current (Ie)	AC-3, 380V	A	9	12	18	25	32	40	50	65	80	95
	AC-3, 660V	A	6.6	8.9	12	18	21	34	39	42	49	55
	AC-4, 380V	A	3.5	5	7.7	8.5	12	18.5	24	28	37	41
	AC-4, 660V	A	1.5	2	3.8	4.4	7.5	9	12	14	17.3	21.3
Max. power of 3 phase motor controlled	AC-3, 220V	kW	2.2	3	4	5.5	7.5	11	15	18.5	22	25
	AC-3, 380V	kW	4	5.5	7.5	11	15	18.5	22	30	37	45
	AC-3, 660V	kW	5.5	7.5	10	15	18.5	30	33	37	45	55
Electrical life	AC-3	10000 t	100			80	60			60		
	AC-4	10000 t	20			20	15			10		
Mechanical life	10000 t	1000			800	800			600			
Wiring capacity	mm	1.5	1.5	2.5	4	6	10	16	16	25	35	
Allowed control circuit voltage	Close	V	85%~110%Us									
	Open	V	20%~75%Us(AC)									
Auxiliary contact		3P+NO or 3P+NC					3P+NO+NC					
















LA1-D, LA2-D, LA3-D Contact Block

Type	Product	Configuration of contacts	
		Number of NO Contact	Number of NC contact
LA1-DN20		2	0
LA1-DN11		1	1
LA1-DN02		0	2
LA1-DN40		4	0
LA1-DN31		3	1
LA1-DN22		2	2
LA1-DN13		1	3
LA1-DN04		0	4
Type		Time-delay range	Number of time-delay contacts
LA2-DT0		0.1s~3s	NO+NC
LA2-DT2		0.1s~30s	NO+NC
LA2-DT4		10s~180s	NO+NC
LA3-DR0		0.1s~3s	NO+NC
LA3-DR2		0.1s~30s	NO+NC
LA3-DR4		10s~180s	NO+NC

LX1-D Coil

Type	Product	Matched contactor
LX1-D2		LC1-D09 to LC1-D18
LX1-D4		LC1-D25 to LC1-D32
LX1-D6		LC1-D40 to LC1-D95

Derived Products When The Contactor Is Assembled With Following Accessory Module

Derived products	Contactor	Accessorial modular	Picture
Time-delay contactor		+ 	→ 
Reversing contactor		+ 	→ 
Magnetic starter		+ 	→ 
Changeover capacitor AC contactor		+ 	→ 
Star-delta contactor		+  + 	→ 